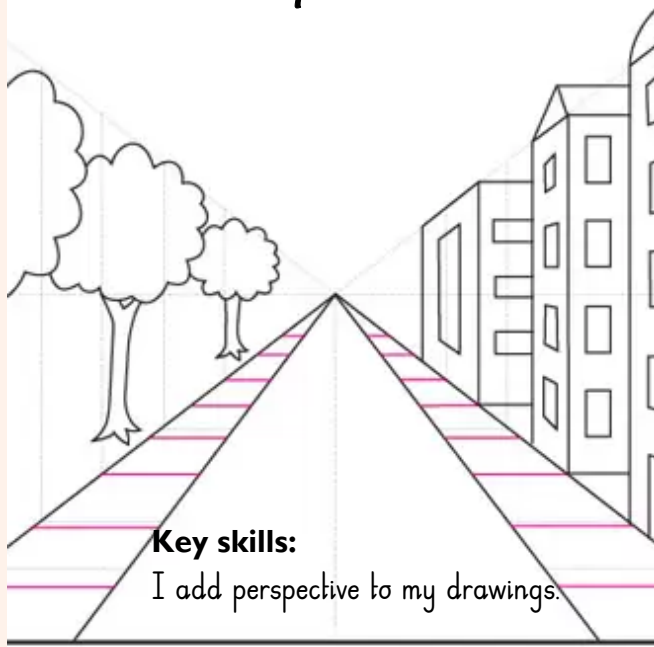


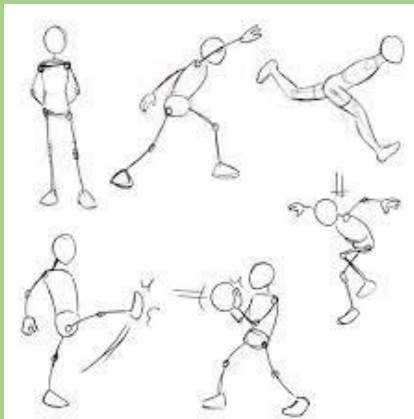
## Perspective



### **Key skills:**

I add perspective to my drawings.

## Movement



### **Key skills:**

I can organise line, tone, shape and colour to represent figures and forms in movement.

Autumn

# Drawing

Year 5

## Exciting Books

### Reading Link

Online link:

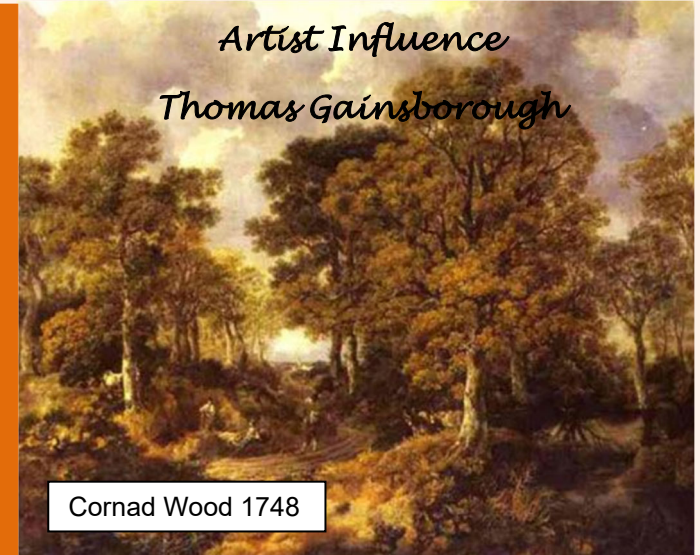
The Life of Thomas Gainsborough

Clarissa Brook Turner

<https://safeYouTube.net/w/cyaM>

## Artist Influence

Thomas Gainsborough



Cornard Wood 1748

## Thomas Gainsborough Facts

**Occupation:** British painter

**Born:** 14<sup>th</sup> May 1727 Suffolk

**Died:** 2<sup>nd</sup> August 1788 London

**Famous works:** The Blue Boy, Mr and Mrs Andrews, The Blue Boy Mr and Mrs William Hallett

**Style/Period:** Renaissance/Romanticism

## Fascinating Facts

He sometimes painted with brushes on sticks 1.8 metres. This put him at the same distance from the subject and canvas. His favourite thing to paint was landscapes, but people would only pay for portraits. He painted Mr and Mrs Andrews on their estate and found a way to paint landscape and get paid for the portrait. He painted a portrait of Johann Christian Bach.

<u>Vocabulary</u>	<u>Definition</u>
movement	How art is used to create the impression of action.
reflection	Casting back a light, mirroring or showing an image.
form	Form is a three-dimensional shape.
perspective	Used to create an illusion of space and depth on a flat surface.

